

T W E N T Y F I F T E E N | T R U C K C A M P E R S



**Discover The
Lance Difference**

LANCECAMPER.COM



Lance Camper Manufacturing Corporation is proud to announce the celebration of its 50th anniversary with the release of our 2015 models. We are so thankful for our customers, employees, dealers and our supplier partners who together have been providing and purchasing the highest quality and most innovative Truck Campers, Ultra-Light Travel Trailers and our brand new Toy Haulers, available in the market today.

Every year, thousands of customers give us the opportunity to earn their trust and select a Lance in which to spend their precious recreational time.

Although Lance has always been known as the leader in Truck Camper manufacturing, since the introduction of Ultra-Light Travel Trailers in 2009, our trailers have become one of the fastest selling brands. With the addition of our all new Toy Haulers this year, we have demonstrated the ability to stay true to our brand by providing the highest quality product available, as well as a truly "No Compromises", full-featured Toy Hauler.



This year also marks the year we have earned our 12th RV Dealers Association **DSI Quality Circle Award**. This award is given to those RV manufacturers that demonstrate achievement in product quality and dealer service and are best in the industry. We work hard every day to continue to live up to the highest of expectations.

So, as we continue to celebrate our 50th anniversary this year, we are reminded what a milestone this is, and how special it is to share this golden year with other great brands, including the Ford Mustang, the Indy 500, G.I. Joe, the Rolling Stones, the Porsche 911, the Beatles and the Dodge Hemi.

We celebrate not ourselves with this milestone anniversary; rather, we celebrate our relationships with our customers, many of whom over the years have become good friends.

We start with state of the art research and design processes, then select the highest quality components and assemble them in the most advanced automated manufacturing environment in the industry. What will continue to be clear throughout it all is how one thing has never changed: Our dedication to providing our customers the best built RV's in the business.

Thank you to our customers for the confidence you continue to place with us. For those considering a Lance, we invite you to **"Discover The Lance Difference"** for yourself.

Safe Travels,

Jack Cole

President and Chief Executive Officer



4 Seasons Certified All Weather Package

Utilize your truck camper all year long remaining comfortable in extreme heat or cold temperatures with the Lance Four Seasons Certified option that includes along with standard dual pane windows and advanced ducted heating: water heater bypass and winterizing valve, insulated hatch covers, heated tanks and insulated bed pad.

Discover The Lance Difference!

When considering the purchase of an RV, it is important to look both above and below the surface. The following key features are just some of what sets Lance above the rest and why our customers become repeat customers and refer their friends to Lance. We encourage you to visit your local Lance dealer and "Discover The Lance Difference" for yourself!



TPO Front Cap and Roof

TPO Front Cap and Roof – Lance uses the same material utilized on automotive bumpers, TPO, for our front nose cap. This great looking molded aero cap resists damage from road debris and is easy to clean. On the roof, we use a more flexible TPO that is energy star rated, easy to maintain and allows us to install vents that clamp into place eliminating screws, reducing potential for leaks. Lance TPO roofs also feature a 12 year limited product warranty.

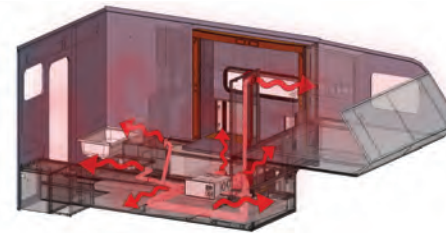


Lite-Ply

Interiors are constructed using Lite-Ply that Lance imports from Europe. This superior product does cost more, but is both lighter and stronger than other wood products. Incorporating both tongue and groove and dovetail construction for durability and beauty.

Off The Grid Camping

Lance Campers are built for those who like to get off the beaten path where shore power is not always available. With a 12 volt electrical system and features like LED lighting which uses less energy, available on board LP powered Cummins/Onan generators and roof top solar power panels, you can enjoy your Lance just about anywhere.




Ducted Heating

Lance features an advanced ducting system for optimal heat distribution. Unlike most RV manufacturers, Lance spends a lot of time engineering the most efficient ducting routes so your camper does not have hot or cold spots, resulting in even temperature throughout. The holding tanks are included in this system, which is unique to Lance products.

LanceLock

Custom interlocking aluminum extrusions connect all exterior panels creating an aluminum "superstructure" that is much stronger and lighter than conventional construction methods.



Azdel

Lance uses more expensive Azdel, a modern day composite material, which is formaldehyde free and lighter, stronger and a more efficient insulator than Luan wood, to virtually eliminate potential for rot and mold.



Eco Green

The Lance manufacturing facility is equipped with advanced energy saving features. Large skylights and metered lighting fixtures insure minimal energy use. CNC machines provide most efficient use of materials. Lance products also utilize renewable resources, adhesives and cleaners that exceed California's very high standards and result in mercury free campers. Lance is very proud of our commitment to being as Green as possible.

DSI

Lance has earned the prestigious DSI Award (Dealer Satisfaction Index) for quality almost every year since the award was created. When we survey our repeat customers, we are consistently rated high in Owner Satisfaction with many repeat customers being our best salespeople, they tell friends.



2 YEAR

STRUCTURAL LIMITED WARRANTY

In addition to one (1) year Limited Warranty Period, Lance extends the warranty to two (2) years from the date of purchase for the structural integrity of the Camper sidewalls, roof, floor, front and rear walls, giving you extra piece of mind. Please see lancecamper.com/warranty for details.





Model 1052 shown in Arrowhead



Model 1172 shown in Mohave Dunes



Model 825 shown in Palm Springs

The Lance Look

Personalize your Lance by selecting from one of three tasteful interiors, assembled by an interior design team to create both stunning and functional Lance interiors. You'll find beautiful woods, wall treatments, and fabric combinations with dinette cushions that feature reversible cushions, providing two different looks with each decor.



Arrowhead



Reversed Décor



Mohave Dunes



Reversed Décor



Palm Springs



Reversed Décor

Brett Hite, Professional Bass Angler | Lance 855S



"As a professional bass angler, I make my living traveling across the country in my Lance truck camper. I spend over 200 days a year in my camper. Lance campers have always been the leader in innovation, quality and resale. My Lance allows me to have a place I call home no matter where the tournament trail takes me. That is why I choose Lance!"

Kim and Scott K. | Lance Owner

"Scott and I are thrilled to be part of the Lance family. After a lot of research, there was no question which camper was right for us--Lance is the only one to go with. Living in Alaska has its unique challenges, but having our Lance allows us the flexibility to go places no other camper can go. The abundance of room in our camper created by the double slide-outs, large storage cabinets and generous counter space, allow us to bring the dogs, grandchild, and gear anywhere we want to go. We have never been happier getting out and seeing the places we can go!"



Selected Standard+Optional Features



Keyless Entry with Key Fob. Lock and unlock your entry door with a push of a button, just like your automobile.




Dual Pane Insulated Windows ensure maximum heating and cooling efficiency and are standard in all models.



ultraDECKplus Rear Bumper provides an extended porch area with three additional locking storage compartments.



Roof Rack System is frame mounted to carry more gear and is compatible with many aftermarket components such as storage pods, paddle/surf board/kayak racks and others.



Reversible Dinette Cushions provide two different designer decors to select from.



Aerodynamic Front Cap features both form and function, with stunning good looks in a wind resistant, easy to clean, super tough TPO design.



Remote Control Electric Jacks and Slide control make set-up and loading a breeze.



Remote Charging Port makes charging batteries easier.



Skylights with retractable shades create an open, light and roomy feel.



Exterior BBQ Hook-Up makes grilling fast, safe and easy at the campground.



Bunk Bed with child restraint is a great space for added sleeping capacity or additional storage.



3-Way Refrigerator operates with either propane, 110V or 12V power.



USB and 12Volt Outlets provide convenient power for all your portable electronic devices.



Wireless Back Up Camera is your electronic rear view mirror making vehicle maneuvering safer.



A Satellite Dish keeps you connected while "roughing it!"



Bluetooth Compatible audio system makes connecting to your portable devices easy.



Battery Separator lets your truck charge your camper batteries while driving.



Propane Generator for charging your batteries, running the A/C or other 110 volt devices.



Solar Power gives your batteries extended life when you're living off the grid.




Powered Side Awning with LED Accent Lighting makes awning operation as easy as pressing a button, while providing the perfect ambience outside your camper. Manual rear awning provides superior protection from the elements keep the party going no matter what the weather.



Lance's Exclusive Bed-Maid system with dual thickness comforters and custom sheets makes bed making easy.



Rollout Storage Drawers pull out all the way creating cavernous storage.



Heki Skylight is dual pane with sun-screen and privacy shade for ventilation or escape.

Specifications+Standards+Options

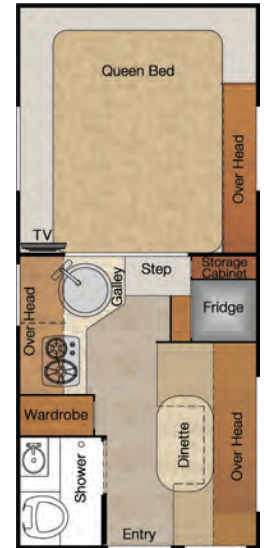
	SHORT BED			LONG BED				
	825	855S	865	850	995	1050S	1052	1172
Floor Length	8'6"	8'11"	8'7"	8'11"	9'11"	10'11"	10'11"	11'11"
Overall Length	16'6"	17'11"	16'7"	17'11"	18'11"	19'11"	19'11"	20'4"
Exterior Height	7'6"	9'5"	7'6"	9'2"	9'1"	9'5"	9'5"	9'5"
Width (Exterior)	86"	96"	86"	96"	96"	96"	96"	96"
Height (Interior)	77"	81"	77"	76"	81"	81"	81"	80"
Cabover Height	2'9"	3'5"	2'9"	3'2"	3'5"	3'5"	3'5"	3'8"
Dry Weight w/Std. Equipment	1837	2844	2011	2445	3290	3212	3409	3923
Wet Weight w/Std. Equipment	2155	3178	2329	2779	3753	3546	3869	4377
Length	16'6"	17'8"	16'7"	17'8"	18'11"	19'8"	19'8"	20'4"
CG Front	32"	38"	34"	34"	45"	48"	48"	60"
CG Rear	46"	40"	44"	62"	51"	48"	48"	36"
Fresh Water, Gallons	30	30	30	30	45	30	45	42
Grey Water, Gallons	11	20	14	20	30	27	27	35
Black Water, Gallons	14	25	13	18	28	22	22	35
Propane Capacity, Tanks/Gallons	1/5	2/5	1/5	2/5	2/5	2/5	2/5	2/7
Sleeping Capacity, Min/Opt Max.	4/5	5/5	5/5	5/5	4/4	4/5	4/5	5/6



Model 825



Model 855S



Model 865

Exterior

	SHORT BED			LONG BED				
	825	855S	865	850	995	1050S	1052	1172
Laminated Fiberglass Bonded Exterior w/Azdel Substrate	•	•	•	•	•	•	•	•
1500 Lamilux Fiberglass	•	•						
4000 Lamilux Fiberglass		•		•	•	•	•	•
Radius Wrapped Fiberglass Cab-Over Nose	•	•						
One-Piece Formed TPO Cab-Over Front Cap		•		•	•	•	•	•
Acme Screw Camper Jacks	•	•						
Ball Screw Camper Jacks	0	0	•					
Electric Remote Ball Screw Camper Jacks	0	•	0	0	•	•	•	•
Swing-Out Jack Brackets			0	0	0	0	•	
Aluminum Rear Bumper w/Step		•				•	•	
ultraDECKplus Aluminum Rear Bumper				0	0	0		
4 Step Scissor Step			0					
Double Step	•	•						•
Radius Tinted Insulated Dualpane Sliding Windows	•	•	•	•	•	•	•	•
Pass-Through Window (Removable)	0	0	0	0		0	0	
Maggie Rack - Anodized	0	•	0	•	•	•	•	•
Phat Ladder - Anodized	0	•	0	•	•	•	•	•
Flip-Up Side Mounted Ladder								•
Roof Rack System	0	0	0	0	0	0	0	0
All Exterior LED Lights	•	•	•	•	•	•	•	•
Radius Cornered Storage Compartment Doors	•	•	•	•	•	•	•	•
Radius Entry Door w/Window	•	•	•	•	•	•	•	•
Keyless Entry Door Lock w/Fob	0	0	0	0	0	0	0	0
Safety View Window	0	0	0					
Egress Window in Cab-Over	•	•	•	•	•	•	•	•
Roof Vent in Cab-Over	•	•						

	SHORT BED			LONG BED				
	825	855S	865	850	995	1050S	1052	1172
Exit Vent in Cab-Over				•				
Heki Skylight Vent in Cab-Over		•		0	•	•	•	•
Skylight - Dual Pane Over Galley		•		•	•	•	•	•
Exterior Wash Station	•	•	•	•	•	•	•	•
Exterior Propane Connection	0	0	0	0	0	0	0	0
Awning Rear Roll-Out	0	0	0	0		0	0	
Awning Slide-Out Cover		0		0	0	0/2	0/2	
Electric Awning w/LED Lighting, Optional Curbside, Length	10'	10'		10'	7'3"		14'	
Swing-Out Entry Assist Handle	0	0		0	0	0	0	0

Construction

One-Piece TPO Roof	•	•	•	•	•	•	•	•
Laminated, Insulated Floor, Cab-Over Bed and Roof	•	•	•	•	•	•	•	•
Block Foam Insulation Throughout	•	•	•	•	•	•	•	•
Insulated Battery and LP Compartments	0	0	0	0	0	0	0	0
Aluminum Framed Floor, Walls Cab-Over Bed and Roof	•	•	•	•	•	•	•	•
Azdel Interior Walls	•	•	•	•	•	•	•	•
LanceLock Construction	•	•	•	•	•	•	•	•

Interior/Decor

Hardwood Framed Flat Panel Cabinet Doors w/Glazing	•	•	•	•	•	•	•	•
Hardwood Raised Panel O'Head Cabinet Doors w/Glazing	•			•	•	•	•	•
Fingertip Positive Catch Cabinet Hardware	•	•	•	•	•	•	•	•
Lite-Ply Cabinet Construction	•	•	•	•	•	•	•	•
Valances w/Lambrequins	•	•	•	•	•	•	•	•
Mini-Blinds in Galley	•	•	•	•	•	•	•	•

	SHORT BED			LONG BED				
	825	855S	865	850	995	1050S	1052	1172
Mini-Blinds in Cab-Over	•	•	•	•	•	•	•	•
Day/Night Shades w/Black-Out on Cab-Over Windows								•
Mini-Blinds in Dinette	•	•	•	•	•	•	•	•
Day/Night Shades in Dinette								•
Day/Nite Shades in Cab-Over/Dinette	0			0	0	0	0	0
Entry Door Pull Shade	0	0	0	0	0	0	0	0
Insulated Hatch Covers	0	0	0	0	0	0	0	0
Removable Carpet Kit	0	0	0	0	0	0	0	0
Key Hanger	•	•	•	•	•	•	•	•
Clock	•	•	•	•	•	•	•	•

Galley/Appliances & Equipment

2-Burner Range	•	•						
3-Burner High Output Range w/Oven and Cover - 16" Oven	•	0		•	•	•	•	•
Microwave Convection								0
Microwave Oven	0	0	0	0	0	0	0	0
Refrigerator (Cu Ft) 3-Way	3	5	3	5	6	6	6	6
Upgraded Refrigerator Door Panels	•	•						•
Furnace BTU	12M	20M	12M	20M	20M	20M	20M	20M
Propane Tank (#/Gal) (1 Gauge Only)	1/5	2/5	1/5	2/5	2/5	2/5	2/5	2/7
Range Hood w/Light and Fan	•	•	•	•	•	•	•	•
Laminate Galley Top	•	•						
Molded Galley Top	•			•	•	•	•	•
Single Sink with High Spout Faucet	•	•						
Double Sink with Pull-Out Faucet	•			•	•	•	•	•
Pantry w/Adjustable Shelves	•			•	•	•	•	•



Model 850



Model 995



Model 1050S



Model 1052



Model 1172

SHORT BED			LONG BED				
825	855S	865	850	995	1050S	1052	1172

Slide-Out Pantry			0	0	0	0	0
Silverware Organizer	•	•	•	•	•	•	•
Sink Cover	0	0	0	0	0	0	0
Magazine and Spice Racks - Wood	0	0	0	0	0	0	0

Fresh and Waste Water Systems

Water Pump w/In-Line Filter	•	•	•	•	•	•	•
Water Heater Gas/Electric/DSI	•	•	•	•	•	•	•
Water Heater Bypass & Winterizing Valve	0	0	0	0	0	0	0
Enclosed, Insulated and Heated Holding Tanks	•	•	•	•	•	•	•

Bathroom

Black Tank Flush	•	•	•	•	•	•	•
Medicine Cabinet w/Mirror Door	•	•	•	•	•	•	•
Mirror on Bath Door	•	•	•	•	•	•	•
Skylight - Dual Pane	•	•	•	•	•	•	•
Ducted Heat	•	•	•	•	•	•	•
Removable Clothes Rod	0	0	0	0	0	0	0

Dinette

Facing Dinette in Deep Slide-Out	•	•	•	•	•	•	•
Roll-Out Storage Drawers in Dinette (2)	•	•	•	•	•	•	•
Overhead Cabinet Bunk	0	•	•	•	•	•	•
Bunk Bed w/Child Restraint	0	•	•	0	0	0	0
Child Restraint w/Bunk Pad	0	0	0	•	•	•	•
Fabric Wrapped Radiused Pull-Out Drawers	•	•	•	•	•	•	•

SHORT BED			LONG BED				
825	855S	865	850	995	1050S	1052	1172

Cab-Over

Deluxe Queen Innerspring Mattress w/Pillow Top	•	•	•	•	•	•	•
Bedsprad	•	•	•	•	•	•	•
Headboard	•	•	•	•	•	•	•
Bed-Maid	0	0	0	0	0	0	0
LED Reading Lights	•	•	•	•	•	•	•
Open Wire Side Overhead Shelves	•	•	•	•	•	•	•
Privacy Curtain	•	•	•	•	•	•	•
Folding Privacy Door	•	•	•	•	•	•	•
Ducted Heat in Cab-Over	•	•	•	•	•	•	•
Insulated Bed Pad	0	0	0	0	0	0	0
Carpeted Cab-Over Bed Area	•	•	•	•	•	•	•
Entertainment Center	•	•	•	•	•	•	•

Electrical

Systems Monitor Panel	•	•	•	•	•	•	•
Battery Condition Indicator - LED	•	•	•	•	•	•	•
Single Battery Compartment	•	•	•	•	•	•	•
Second Battery Compartment	0	0	0	0	0	0	0
Battery Disconnect - Manual Push/Pull	•	•	•	•	•	•	•
Battery Separator	0	0	0	0	0	0	0
EZ-Charge Battery Charge Port	•	•	•	•	•	•	•
LED Interior Lighting	•	•	•	•	•	•	•
LED Wardrobe Light	0	0	0	0	0	0	0
12V & USB Receptacle in Dinette	0	0	0	0	0	0	0
12V & USB Receptacle in Cab Over	•	•	•	•	•	•	•
Pre-Wired for Roof A/C & Wall Thermostat	•	•	•	•	•	•	•

SHORT BED			LONG BED				
825	855S	865	850	995	1050S	1052	1172

A/C - Coleman 9 Low Profile Ceiling Control	0	0	0	0	0	0	0
A/C - Coleman 11 Wall Control	0	0	0	0	0	0	0
Pre-Wired for Fantastic Vent	•	•	•	•	•	•	•
Fantastic Roof Vent	0	0	0	0	0	0	0
Power Roof Vent in Bath	•	•	•	•	•	•	•
Pre-Wired for TV Ant/Sat Dish/Park Cable	•	•	•	•	•	•	•
TV Antenna HD	•	•	•	•	•	•	•
Satellite Dish	0	0	0	0	0	0	0
Satellite Dish Self Locating	0	0	0	0	0	0	0
Bluetooth Compatible AM/FM/DVD Stereo w/Int & Ext Speakers	•	•	•	•	•	•	•
TV 19" (12 Volt)	0	0	0	0	0	0	0
TV 24" (12 Volt)	0	0	0	0	0	0	0
Pre-Wired for Solar Panel	•	•	•	•	•	•	•
Solar Panel 95 Watt	0	0	0	0	0	0	0
LED Patio Light - Switched	•	•	•	•	•	•	•
LED Side Patio Lights	0	0	0	0	0	0	0
Docking Lights	0	0	0	0	0	0	0
Wireless Remote Slide-Out Control	•	•	•	•	•	•	•
Exterior 110V Patio Outlet	•	•	•	•	•	•	•
Generator Ready	•	•	•	•	•	•	•
Automatic Transfer Switch (Generator)	•	•	•	•	•	•	•
Generator 2500 Watt LPG (Onan)	0	0	0	0	0	0	0
Backup Camera w/Truck Cab Wireless Monitor	0	0	0	0	0	0	0
Pre-Wired for Backup Camera	•	•	•	•	•	•	•

• = Standard Option 0 = Optional Feature

* Center of Gravity is measured from the front of the truck bed towards the back.

Lance Design and Construction. The Legacy of Quality Begins Here.

The slick high gloss fiberglass exterior walls are laminated under intense pressure with heat-setting adhesives for years of trouble-free service.

The roof is made of energy-star rated TPO with vents that clamp into place eliminating screws and potential leaks. Integrated rain gutters and drip spouts keep the sides of your coach cleaner and prevent streaking with a roof strong enough to store ample gear.

Lance uses more expensive Azdel™ in place of Luan wood virtually eliminating mold and mildew. It's also lighter, formaldehyde free and has a better "R" value for superior insulation.

With an aluminum framed superstructure, the entire camper fits together like a perfect puzzle.

"LanceLock™" features interlocking aluminum extrusions to connect all exterior panels.



Rigid block foam insulation fits tight to resist sagging and promotes structural strength.

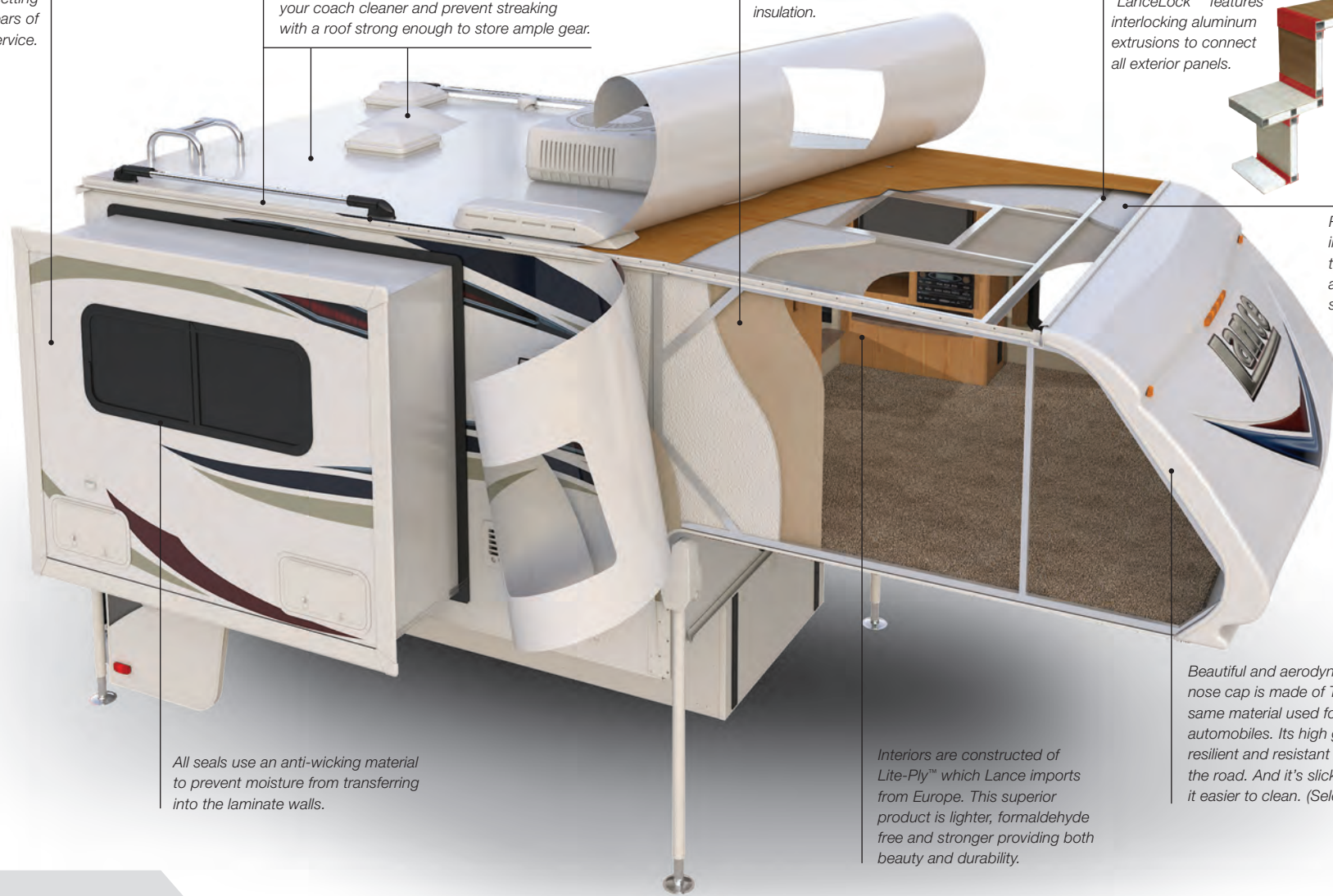
3D advanced CAD engineering creates precise plans that run CNC machinery. The result is that every part is the same and perfect every time.

Keeping it all together are stainless steel fasteners. Unlike our competitors, this expensive hardware resists corrosion making for a lasting investment.


All seals use an anti-wicking material to prevent moisture from transferring into the laminate walls.

Interiors are constructed of Lite-Ply™ which Lance imports from Europe. This superior product is lighter, formaldehyde free and stronger providing both beauty and durability.

Beautiful and aerodynamic, the nose cap is made of TPO, the same material used for bumpers on automobiles. Its high gloss finish is resilient and resistant to the abuses of the road. And it's slick surface makes it easier to clean. (Select Models)



Key Supplier Partners





When towing behind a larger camper, extending the hitch rearward is necessary. Lance recommends the Torklift SuperHitch receiver hitch and hitch box extension. It replaces standard truck factory receivers to allow for greater towing capacities.*

**Always observe your trucks' tow ratings. Follow the advice of your Factory Authorized Lance Dealer.*

	WEIGHT CARRYING/ TONGUE WEIGHT	WEIGHT DISTRIBUTION TONGUE WEIGHT
TOW CAPACITIES (IN POUNDS) FOR THE LANCE MODEL REQUIRING ONLY A TORKLIFT SUPERHITCH MAGNUM RECEIVER HITCH		
850	15,000/1500	20,000/2000
TOW CAPACITIES (IN POUNDS) FOR LANCE MODELS REQUIRING BOTH A TORKLIFT SUPERHITCH MAGNUM RECEIVER HITCH AND HITCH BOX EXTENSION		

Dealer modifications required. Consult your Factory Authorized Lance Dealer for professional technical advice and proper equipment installation.

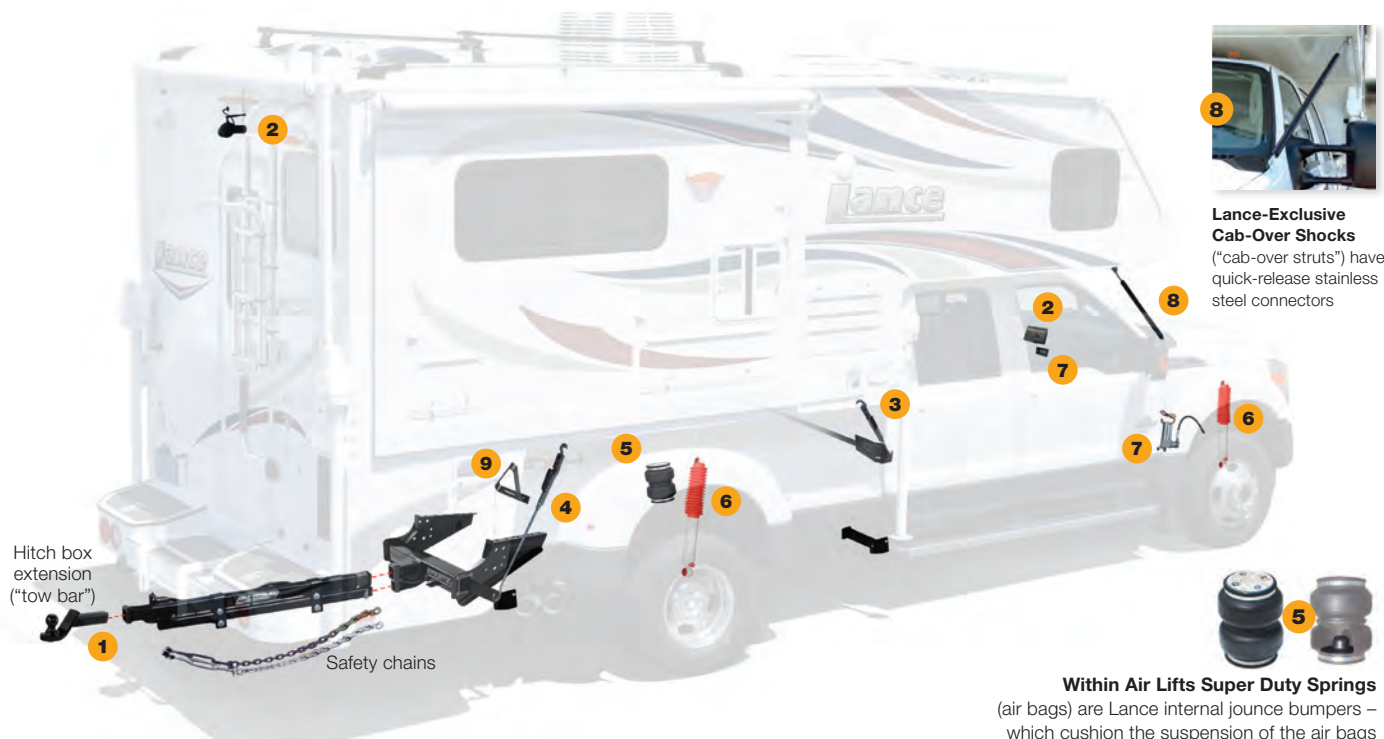
825			
865	6,500/650	12,000/1200	32" extension
855S			
1050S	6,000/600	12,000/1200	42" or 48" extension
1052	5,000/500	10,000/1000	60" extension
1172			



Dealer+Installed+Support Equipment

- 1 Torklift SuperHitch Extension System** increases your towing capabilities over your trucks' factory-stock hitch
- 2 Wireless Rear-View Camera/Microphone and 7-Inch In-Cab LCD Monitor** lets you see – and hear – what's behind you
- 3 Frame-Mount Anchoring System and Front-Mounted Centering Guides** assist center alignment in the truck bed (Happijac® shown)
- 4 Qwik-Load™ Front and Rear Turnbuckles** safely and securely attach and anchor the camper to your truck (Happijac® shown)
- 5 Air Lift® Super Duty™ Air Springs** ("air bags") increase stability and levels the rig by transferring rear axle load forward
- 6 Rancho® RS-9000X™ Front and Rear Shocks** greatly improve ride in all weather and road conditions
- 7 Air Lift Wireless Air™ In-Cab Remote Control** controls the air compressor and pressure for the air springs ("air bags")
- 8 Lance Custom Design™ Cab-Over Shocks** ("cab-over struts") reduce the impact of up-and-down motion from irregular roads
- 9 Rear-Mounted Centering Guides** assist in positioning your camper within the truck bed, and are available for most truck models

You have a choice of tie-down systems



Lance-Exclusive Cab-Over Shocks ("cab-over struts") have quick-release stainless steel connectors

Within Air Lifts Super Duty Springs (air bags) are Lance internal jounce bumpers – which cushion the suspension of the air bags when they reach the end of their travel.



Qwik-Load Turnbuckle Upgrades make anchoring your camper a snap (Happijac® shown)



Wireless Rear-View camera/monitor maximizes safety

Truck+Camper Compatibility Guide

These are general guidelines to use when matching a Lance camper to your truck and assumes standard equipment on both the truck and camper. Whether any camper can be used with your truck is dependent on your truck configuration (2WD vs. 4WD, standard cab vs. extended cab, etc.) and its capacities for carrying and /or towing – how much optional equipment is added to the camper – what you tow – and the weight of passengers and all other items you carry in your truck and camper. And because we're unfamiliar with your specific truck and how you intend to use it, Lance makes no warranties or representation – express or implied – as to performance or reliability of your truck with a Lance camper. For professional guidance, always consult with your Factory Authorized Lance Dealer. They're trained in properly matching truck/camper rigs.

IMPORT FULL-SIZED SHORT BEDS

Nissan® Titan™/Toyota® Tundra™ 6' short beds



Lance **825** Lance **865**
Short bed – Minimum six-foot bed

LIGHT-DUTY F-150/1500 SERIES

(or larger) 6' short beds



Lance **825** Lance **865**
Short bed – Minimum six-foot bed

HEAVY-DUTY F-250/2500 SERIES

(or larger) 6' short beds



Lance **825** Lance **865** Lance **855S**
Short bed – Minimum six-foot bed

HEAVY-DUTY F-250/2500 SERIES

(or larger) Single-rear-wheel 8' long beds



Lance **850** Lance **1050S**

HEAVY-DUTY F-350/3500 SERIES

(or larger) Single-rear-wheel 8' long beds



Lance **850** Lance **1050S** Lance **1052**

HEAVY-DUTY F-350/3500 SERIES

(or larger) Dual-rear-wheel 8' long beds



Lance **850** Lance **1050S**
Lance **1052** Lance **1172**

The above referencing guide is a general guide. Not all series 150/1500 or 250/2500 trucks will carry the models or model shown in this grid. Consult with your dealer to verify the carrying capacity of your truck prior to making a purchase.



Lance Owners of America (LOA)

The Lance Owners of America is an organization of people that all share some common interests. We all love traveling and camping in our Lance Truck Campers, Travel Trailers and Toy Haulers. We would like to invite you to explore our website and consider becoming a member of the Lance Owners of America. Our goal is to provide the Lance Owner community with valuable information and events to help make your Lance camping experience a great one. LanceOwners.org



2015 LANCE TRUCK CAMPER BROCHURE ©2015 Lance Camper Mfg. Corp. (LCMC). All rights reserved.

Lance, the Lance logomark, the Lance logomark with chevron, America's Favorite Truck Camper, RV: Recreational Versatility, The Most Versatile RVs On The Planet, The Lance Look, Lance Custom Design, Bed-Maid, LanceLock, Living The Lance Life, ultraDECKplus, Discover The Lance Difference, SkyView and other exclusive Lance product names, marks or designations are trademarks, service marks or registered trademarks of LCMC. All other marks are property of their respective owners.

All product data, graphics and photography, illustrations and/or renderings in this book were as accurate as possible at press time. Subsequent refinements during the model year may be evident in the actual product. LCMC reserves the right to change prices, colors, materials, equipment and specifications without notice — as well as to add, modify or discontinue models shown in promotion materials and/or on its websites. All weights, fuel and liquid capacities are approximate and dimensions are nominal. It is that owner's sole responsibility to select the proper Lance camper model and support equipment appropriate to their truck without exceeding safe weight operating capacities. Your Factory Authorized Lance Dealer can advise you of the operating parameters for your particular configuration, and can confirm prices and product specifications material prior to making your purchase decision. See website for full warranty information. Brochure printed in the USA on FSM paper. 40M. 0115. Rev2.



LanceCamper.com

Click on the QR code and
"Discover The Lance Difference"
for yourself, while taking a plant
tour of Lance Camper Mfg. Corp.

